

DRAWING TYPE

CUSTOMER DRAWING

MARK

DATE

DESCRIPTION

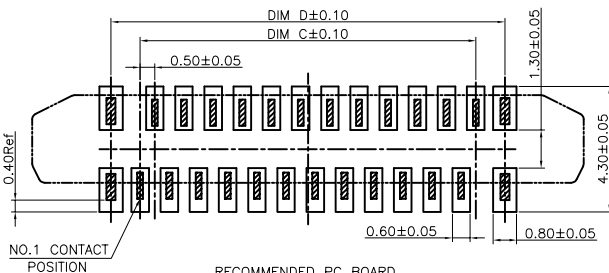
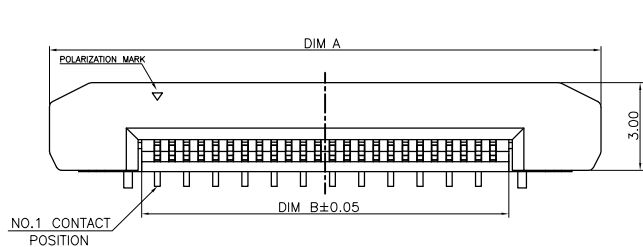
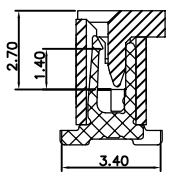
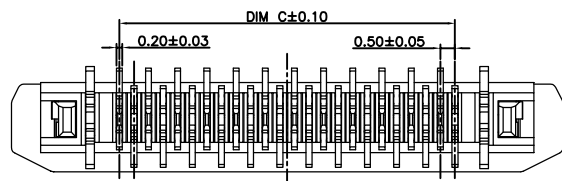
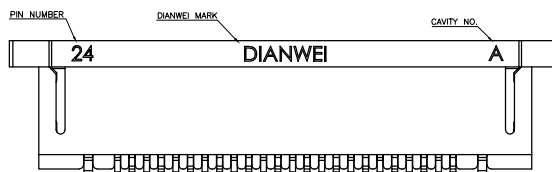
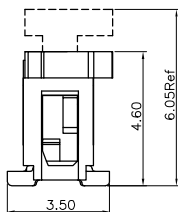
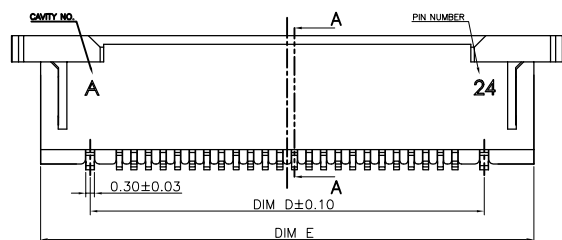
DESIGN

A

2020.05.06

PROPOSAL

CHEN

RECOMMENDED PC BOARD  
(TOP VIEW)SECTION: A-A  
SCALE: 1:1

## 1. PART NO. LEGEND:

8.12A0.\*\*\*200

① ② ③ ④ ⑤

①.SERIES NAME:8.12A0=0.5MM FFC/FPC VERTICAL TYPE CONNECTOR

②.CONTACT PIN NUMBER:\*\*\*=CONTACT PIN NUMBER

③.CONTACT AREA PLATING SPEC: GOLD PLATING: 2=1~3u";3=5u";4=10u";5=15u"  
SOLDER AREA PLATING SPEC: GOLD PLATING: 2=1~3u";3=5u";4=10u";5=15u"

④.UNSPECIFIED:0=NONSENSE

⑤.UNSPECIFIED:0=NONSENSE

## 2. PERFORMANCE:

2.1. CURRENT RATING: 0.5A/PIN.

2.2. VOLTAGE RATING: 50V (AC/DC).

2.3. CONTACT RESISTANCE: INITIAL VALUE 30mOHM Max,

2.4. INSULATION RESISTANCE: 500M OHM Min.

2.5. DIELECTRIC WITHSTANDING VOLTAGE: 250V AC FOR 1MINUTE;

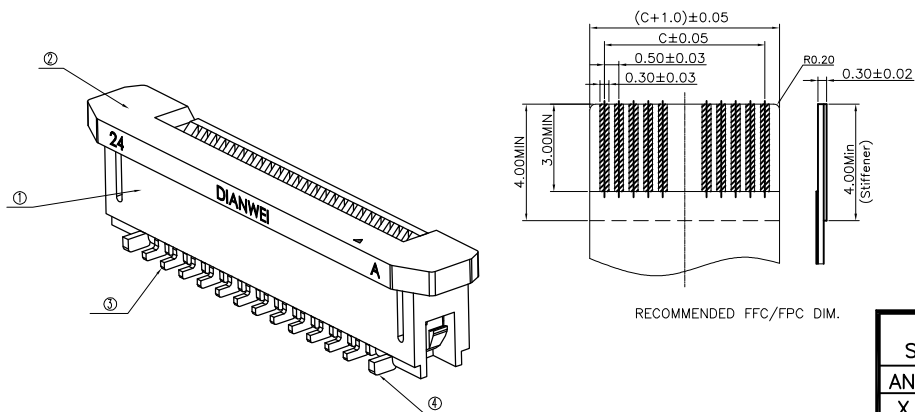
2.6. DURABILITY: 20 TIMES Min.

2.7. OPERATING TEMPERATURE: -40°C~+85°C

OPERATING HUMIDITY RANGE: 20% TO 85%

Pin No.	P/N	DIM A	DIM B	DIM C	DIM D	DIM E
4		8.90	2.58	1.50	3.50	6.90
5		9.40	3.08	2.00	4.00	7.40
6		9.90	3.58	2.50	4.50	7.90
8		10.90	4.58	3.50	5.50	8.90
9		11.40	5.08	4.00	6.00	9.40
10		11.90	5.58	4.50	6.50	9.90
12		12.90	6.58	5.50	7.50	10.90
13		13.40	7.08	6.00	8.00	11.40
14		13.90	7.58	6.50	8.50	11.90
15		14.40	8.08	7.00	9.00	12.40
16		14.90	8.58	7.50	9.50	12.90
18		15.90	9.58	8.50	10.50	13.90
20		16.90	10.58	9.50	11.50	14.90
22		17.90	11.58	10.50	12.50	15.90
24	8.12A0.024200	18.90	12.58	11.50	13.50	16.90
26		19.90	13.58	12.50	14.50	17.90
28		20.90	14.58	13.50	15.50	18.90
30		21.90	15.58	14.50	16.50	19.90
32		22.90	16.58	15.50	17.50	20.90
34		23.90	17.58	16.50	18.50	21.90
35		24.40	18.08	17.00	19.00	22.40
36		24.90	18.58	17.50	19.50	22.90
40		26.90	20.58	19.50	21.50	24.90
42		27.90	21.58	20.50	22.50	25.90
45		29.40	23.08	22.00	24.00	27.40
50		31.90	25.58	24.50	26.50	29.90
52		32.90	26.58	25.50	27.50	30.90
54		33.90	27.58	26.50	28.50	31.90
55		34.40	28.08	27.00	29.00	32.40
60		36.90	30.58	29.50	31.50	34.90

4	STATOR	BRASS		2
3	TERMINAL	PHOSPHOR BRONZE		POSITIONS
2	COVER	THERMOPLASTIC UL94V-0	BLACK	1
1	HOUSING	THERMOPLASTIC UL94V-0	NATURAL	1
NO.	COMPONENTS	MATERIALS	FINISH/COLOR SPECIFICATION	QUANTITY



RECOMMENDED FFC/FPC DIM.

UNLESS OTHERWISE  
SPECIFIED TOLERANCE

ANG	TOL	DIM	TOL
.X	±3.0°	.X	±0.20
.XX	±2.0°	.XX	±0.10
.XXX	±1.0°	.XXX	±0.05

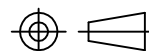
NOTE: ALL RIGHTS RESERVED,BANNED COPY!

DIANWEI

东莞市钿威电子科技有限公司

DONGGUAN DIANWEI ELECTRONIC TECHNOLOGY CO., LTD

Tel: +86-769-8788 8322 Fax: +86-769-8788 8321 E-mail: dianwei@188.com Http://www.dianwei.cn



DRAWING NO

8.12A0-C

PART NAME:

0.5MM FFC/FPC VERTICAL TYPE CONNECTOR

PART NO.

8.12A0.\*\*\*200

APPROVED

VERIFIED

DESIGN

CHEN

DATE

UNITS

SCALE

PAGE

REV

2020.05.06

mm

1:1

1/1

A

QP-04-33-B